



Changing room lockers

Premium Lockers Crafted for Excellence

Our lockers are built with high-quality 12 mm thick Fundermax HPL Compact panels and carefully selected fittings, ensuring exceptional durability and hygienic maintenance. These panels offer an extensive range of design options, making them a versatile choice for any setting.

Key Features:

Superior Durability: Crafted to withstand water, alkali, and acid, our lockers are protected against decay and are mechanically resilient, promising long-lasting performance.

Ergonomic Design: Thoughtfully arranged with hooks, shelves, and ventilation points for optimal convenience and functionality.

Customizable Security: Choose from a variety of locking systems tailored to your needs, ranging from simple mechanical locks to sophisticated electronic locking systems.

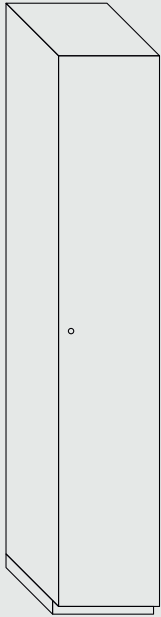
Experience the perfect blend of durability, functionality, and style with our premium lockers, designed to meet your unique requirements.



Lockers modifications

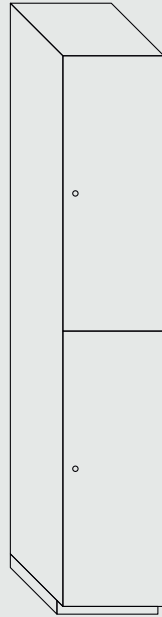
L1

One-door
locker



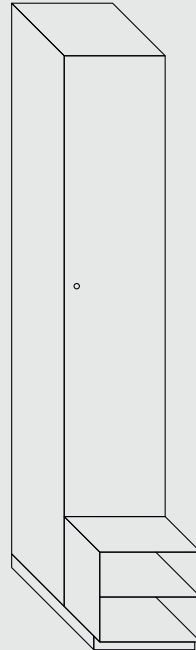
L2

Two-door
locker



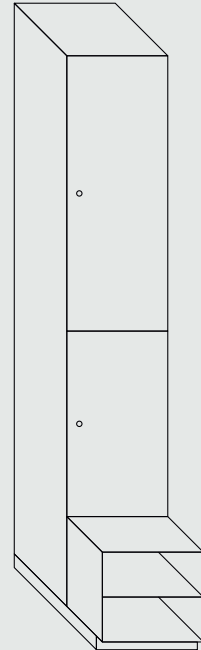
LS1

One-door locker
with a seat

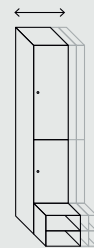


LS2

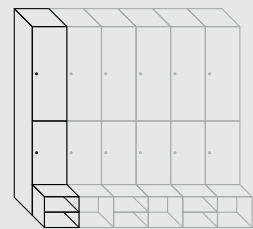
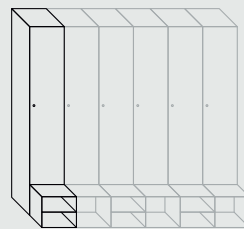
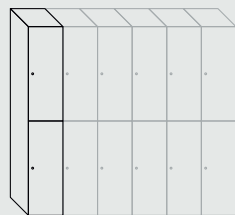
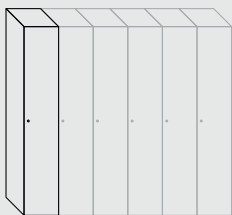
Two-door locker
with a seat



Widths available **300 / 350 / 400 mm**



Blocks available **x1 - x6**





Changing room lockers





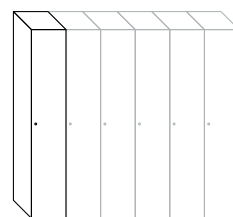
L1

One-door
locker

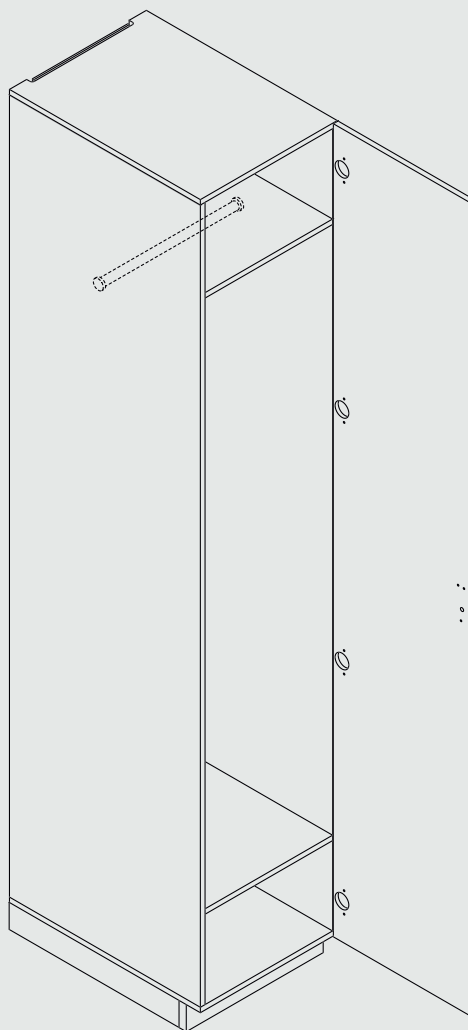

Widths available
300 / 350 / 400 mm



Blocks available
x1 - x6



L1 / Measurements



L1 / Components





















Hinge



Clothing rack



Lock (optional)

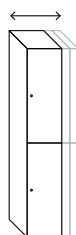
L1 variations	Code	Width of unit	Whole width	Height	Depth
	L1-300x1	300 mm	300 mm	1860 mm	500 mm
	L1-300x2	300 mm	588 mm	1860 mm	500 mm
	L1-300x3	300 mm	876 mm	1860 mm	500 mm
	L1-300x4	300 mm	1164 mm	1860 mm	500 mm
	L1-300x5	300 mm	1452 mm	1860 mm	500 mm
	L1-300x6	300 mm	1740 mm	1860 mm	500 mm
	L1-350x1	350 mm	350 mm	1860 mm	500 mm
	L1-350x2	350 mm	688 mm	1860 mm	500 mm
	L1-350x3	350 mm	1026 mm	1860 mm	500 mm
	L1-350x4	350 mm	1364 mm	1860 mm	500 mm
	L1-350x5	350 mm	1702 mm	1860 mm	500 mm
	L1-350x6	350 mm	2040 mm	1860 mm	500 mm
	L1-400x1	400 mm	400 mm	1860 mm	500 mm
	L1-400x2	400 mm	788 mm	1860 mm	500 mm
	L1-400x3	400 mm	1176 mm	1860 mm	500 mm
	L1-400x4	400 mm	1564 mm	1860 mm	500 mm
	L1-400x5	400 mm	1952 mm	1860 mm	500 mm
	L1-400x6	400 mm	2340 mm	1860 mm	500 mm



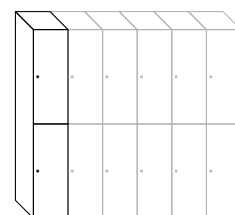
L2

Two-door
locker

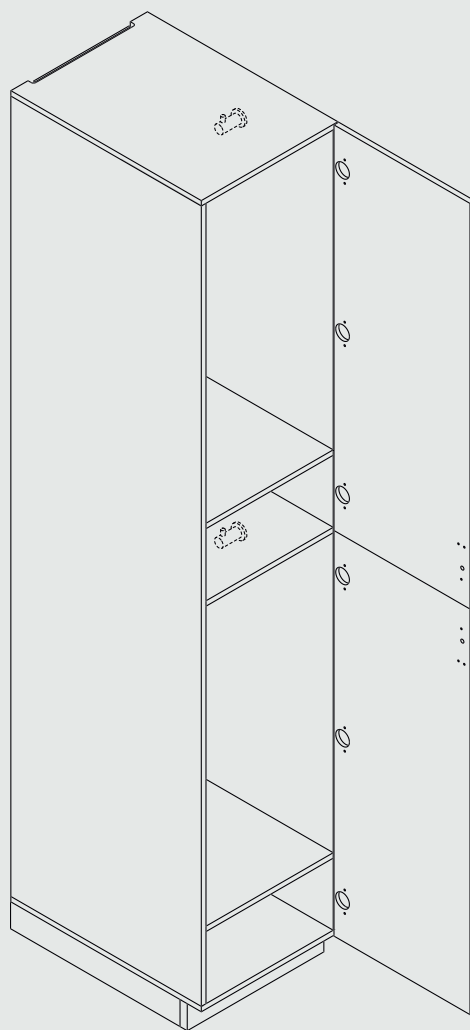
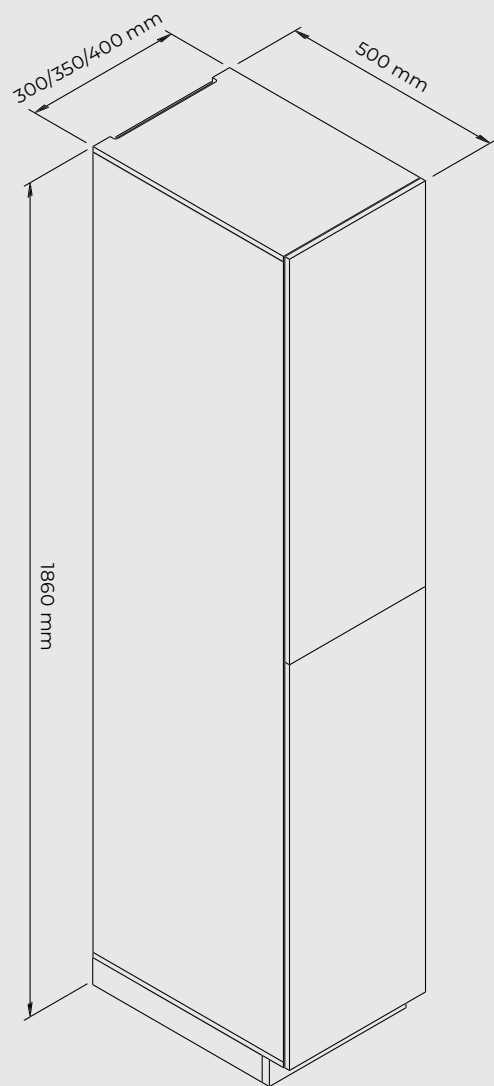
Widths available
300 / 350 / 400 mm



Blocks available
x1 - x6



L2 / Measurements



L2 / Components





















Hinge



Hook



Lock (optional)

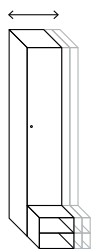
L2 variations	Code	Width of unit	Whole width	Height	Depth
	L2-300x1	300 mm	300 mm	1860 mm	500 mm
	L2-300x2	300 mm	588 mm	1860 mm	500 mm
	L2-300x3	300 mm	876 mm	1860 mm	500 mm
	L2-300x4	300 mm	1164 mm	1860 mm	500 mm
	L2-300x5	300 mm	1452 mm	1860 mm	500 mm
	L2-300x6	300 mm	1740 mm	1860 mm	500 mm
	L2-350x1	350 mm	350 mm	1860 mm	500 mm
	L2-350x2	350 mm	688 mm	1860 mm	500 mm
	L2-350x3	350 mm	1026 mm	1860 mm	500 mm
	L2-350x4	350 mm	1364 mm	1860 mm	500 mm
	L2-350x5	350 mm	1702 mm	1860 mm	500 mm
	L2-350x6	350 mm	2040 mm	1860 mm	500 mm
	L2-400x1	400 mm	400 mm	1860 mm	500 mm
	L2-400x2	400 mm	788 mm	1860 mm	500 mm
	L2-400x3	400 mm	1176 mm	1860 mm	500 mm
	L2-400x4	400 mm	1564 mm	1860 mm	500 mm
	L2-400x5	400 mm	1952 mm	1860 mm	500 mm
	L2-400x6	400 mm	2340 mm	1860 mm	500 mm



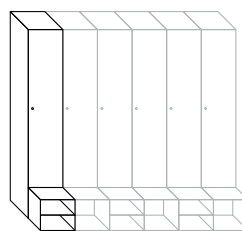
LS1

One-door locker
with a seat

Widths available
300 / 350 / 400 mm



Blocks available
x1 - x6



Sitting box
variation

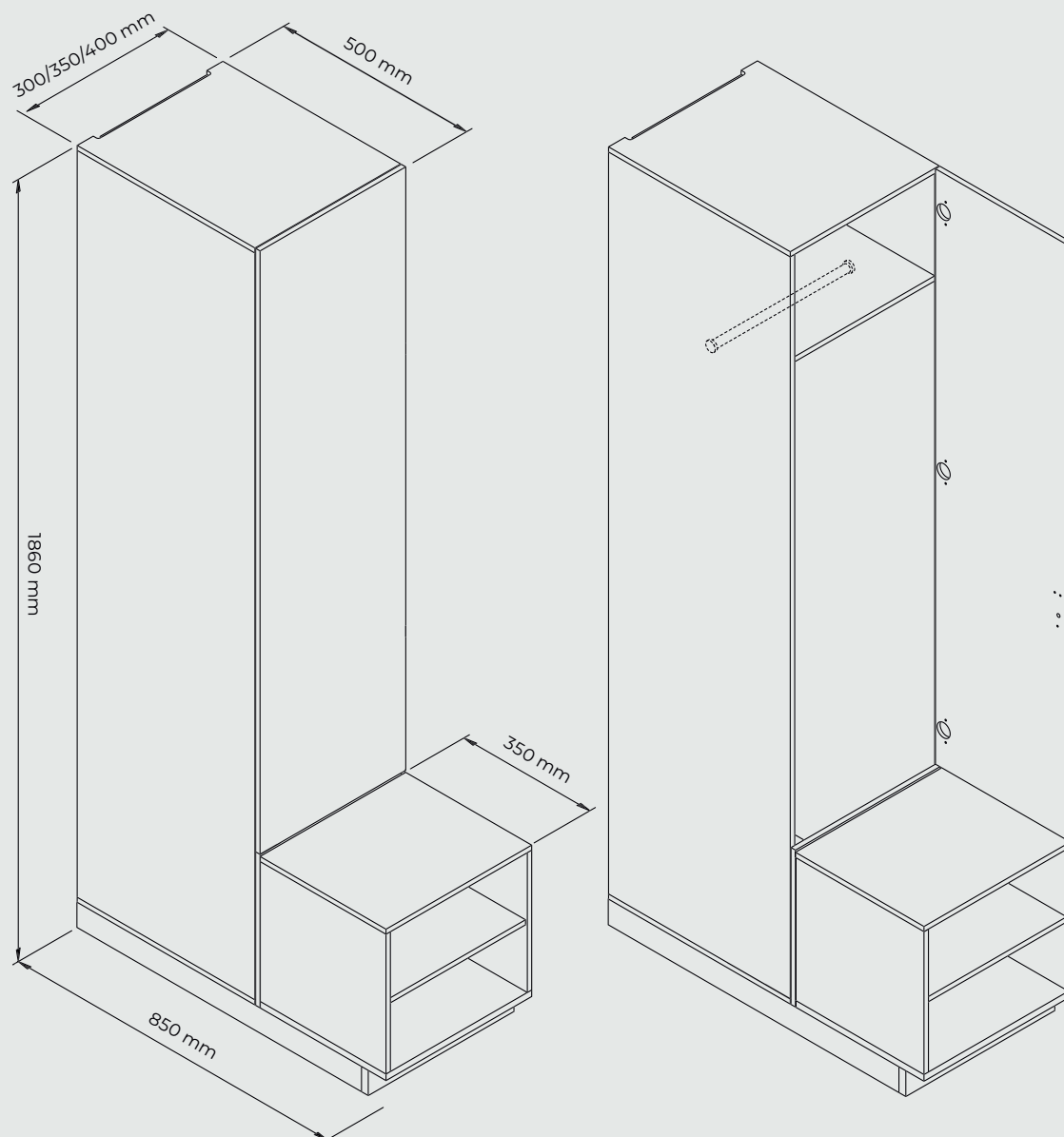
Double - single



Double - double



LS1 / Measurements



LS1 / Components





















Hinge



Clothing rack



Lock (optional)

LS1 variations	Code	Width of unit	Whole width	Height	Depth
	LS1-300x1	300 mm	300 mm	1860 mm	500 mm
	LS1-300x2	300 mm	588 mm	1860 mm	500 mm
	LS1-300x3	300 mm	876 mm	1860 mm	500 mm
	LS1-300x4	300 mm	1164 mm	1860 mm	500 mm
	LS1-300x5	300 mm	1452 mm	1860 mm	500 mm
	LS1-300x6	300 mm	1740 mm	1860 mm	500 mm
	LS1-350x1	350 mm	350 mm	1860 mm	500 mm
	LS1-350x2	350 mm	688 mm	1860 mm	500 mm
	LS1-350x3	350 mm	1026 mm	1860 mm	500 mm
	LS1-350x4	350 mm	1364 mm	1860 mm	500 mm
	LS1-350x5	350 mm	1702 mm	1860 mm	500 mm
	LS1-350x6	350 mm	2040 mm	1860 mm	500 mm
	LS1-400x1	400 mm	400 mm	1860 mm	500 mm
	LS1-400x2	400 mm	788 mm	1860 mm	500 mm
	LS1-400x3	400 mm	1176 mm	1860 mm	500 mm
	LS1-400x4	400 mm	1564 mm	1860 mm	500 mm
	LS1-400x5	400 mm	1952 mm	1860 mm	500 mm
	LS1-400x6	400 mm	2340 mm	1860 mm	500 mm



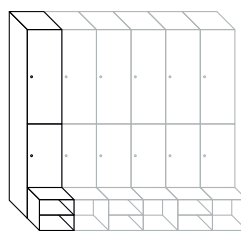
LS2

Two-door locker
with a seat

Widths available
300 / 350 / 400 mm



Blocks available
x1 - x6



Sitting box
variation

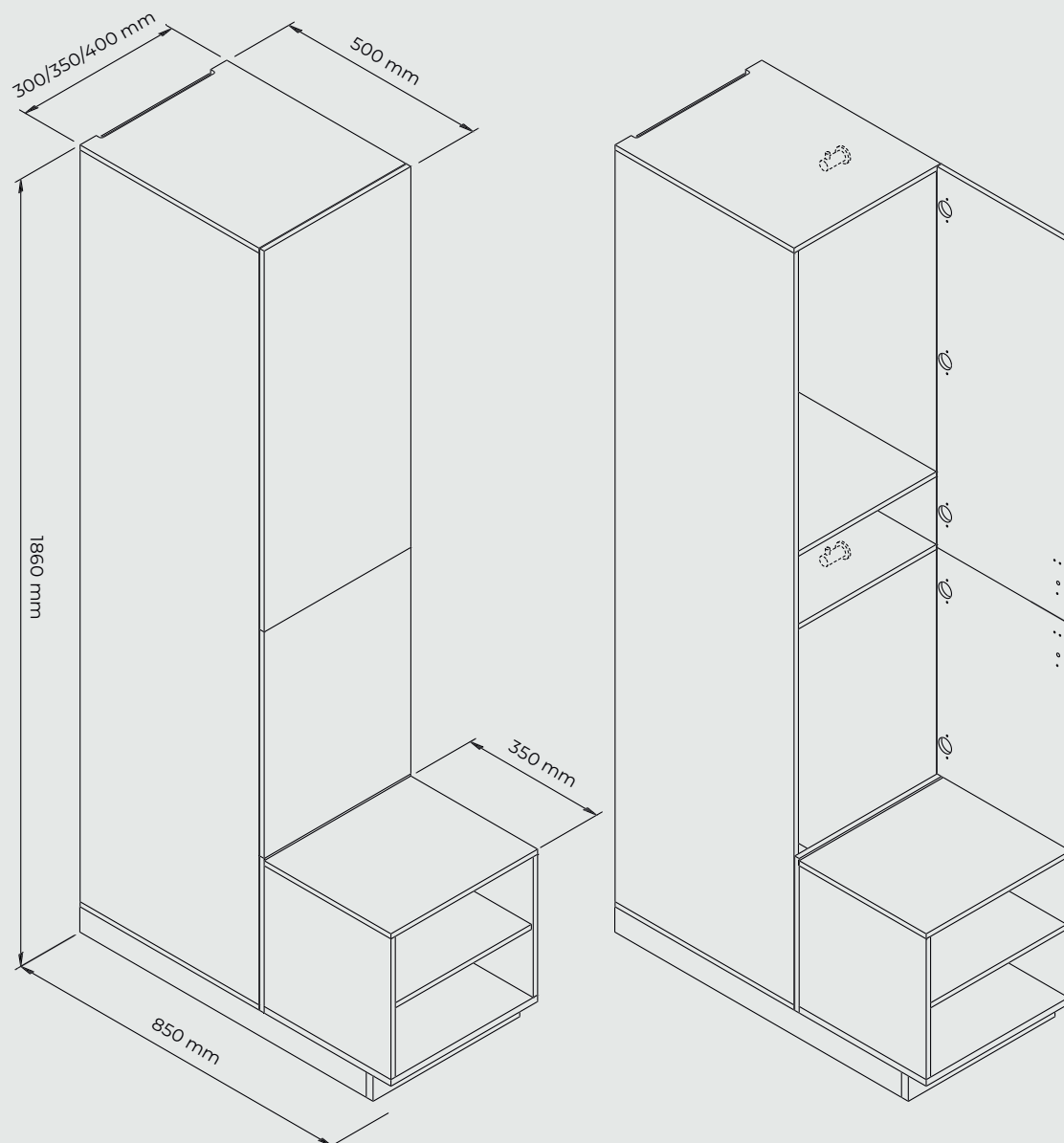
Double - single



Double - double




LS2 / Measurements



LS2 / Components





















Hinge



Hook



Lock (optional)

LS2 variations	Code	Width of unit	Whole width	Height	Depth
	LS2-300x1	300 mm	300 mm	1860 mm	500 mm
	LS2-300x2	300 mm	588 mm	1860 mm	500 mm
	LS2-300x3	300 mm	876 mm	1860 mm	500 mm
	LS2-300x4	300 mm	1164 mm	1860 mm	500 mm
	LS2-300x5	300 mm	1452 mm	1860 mm	500 mm
	LS2-300x6	300 mm	1740 mm	1860 mm	500 mm
	LS2-350x1	350 mm	350 mm	1860 mm	500 mm
	LS2-350x2	350 mm	688 mm	1860 mm	500 mm
	LS2-350x3	350 mm	1026 mm	1860 mm	500 mm
	LS2-350x4	350 mm	1364 mm	1860 mm	500 mm
	LS2-350x5	350 mm	1702 mm	1860 mm	500 mm
	LS2-350x6	350 mm	2040 mm	1860 mm	500 mm
	LS2-400x1	400 mm	400 mm	1860 mm	500 mm
	LS2-400x2	400 mm	788 mm	1860 mm	500 mm
	LS2-400x3	400 mm	1176 mm	1860 mm	500 mm
	LS2-400x4	400 mm	1564 mm	1860 mm	500 mm
	LS2-400x5	400 mm	1952 mm	1860 mm	500 mm
	LS2-400x6	400 mm	2340 mm	1860 mm	500 mm

Product specification

1. Fixing

The hinges of the locker doors are made of corrosion-resistant steel. Two or three hinges are used for each door, and a concealed type of clamp is used for fixing the panels.

2. General data

- a. 12 mm Compact HPL panel is used for locker body and doors.
 - b. HPL panels are coated with melamine resin.
 - c. HPL panels meet the requirements of EN 438-4 Type CGS.
 - d. HPL panels are of the same decor on both sides.
 - e. HPL panels are suitable for interior decoration or partitioning where particular resistance is required, e.g. wall cladding, toilet or shower partitions, handrail infill, office furniture, etc.
-

3. Material properties

- a. Density according to DIN 52350/ISO 1183: ≥ 1350 kg/cm³.
 - b. Abrasion resistance according to EN 438-2:2016, clause 10: ≥ 150 .
 - c. Resistance to the impact of a falling ball according to EN438-2:2016, clause 21: 8 mm.
 - d. Scratch resistance according to EN 438-2:2016, clause 25: Grade ≥ 3 ; scratch hardness $\geq 3N$.
 - e. Bending strength according to EN ISO 178: ≥ 80 MPa.
 - f. E-modulus according to EN ISO 178: ≥ 9000 MPa.
 - g. Crack resistance according to EN 438-2:2016, clause 24 ≥ 4 .
 - h. Maximum expansion in % according to EN 438-2, clause 17: 0,3 % longitudinally, 0,6 % transversely.
 - i. Resistance to boiling water according to EN 438-2, clause 12: 2.0 %.
 - j. Flammability Euroclass D-s2,d0.
 - k. Fire resistance: NPD.
 - l. Water vapour permeability: NPD
 - m. Formaldehyde release: E1.
 - n. Sound absorption: NPD.
 - o. Resistance to temperature variations according to EN 438-7:2005: Compliant.
 - p. Resistance to immersion in boiling water according to EN 438-7:2005: Compliant.
 - q. Moisture resistance according to EN 438-7:2005: Compliant.
-


4. Specifications:

- a. Body, facades, plinth: HPL Compact 12 mm.
- b. Back wall: HPL Compact 4 mm.
- c. Lock model: customers choice.
- d. Hangers: corrosion-resistant steel.
- e. Legs: adjustable height, H60 mm.


Changing room lockers / colors

Color examples

Sand



White




Glacier Blue




Atlantic




Tortora




Birch Grey




Marino



Lamar



Fresco



Jarde Green




Dark Grey



Midnight Plum




Costa




Fango




Charcoal




Mona lisa




Vivo



Slate Green



Graphite black



Blackberry Cupcake



Gallery



www.vivarec.ee

Decors



www.fundermax.com

**Vivarec
Viimistlussalong
Tallinnas**

Kopli 3,
10412 Tallinn

vivarec@vivarec.ee

6599 000

6599 010

www.vivarec.ee

**Vivareci
ladu**

Mustamäe tee 5B,
10616 Tallinn

ladu@vivarec.ee

5099460

**Vivarec
viimistlussalong
Tartus**

Kastani 42,
50410 Tartu

tartu@vivarec.ee

6599 001